

# Low Frequency Power Inverter/Charger

## EP2000 Pro Series



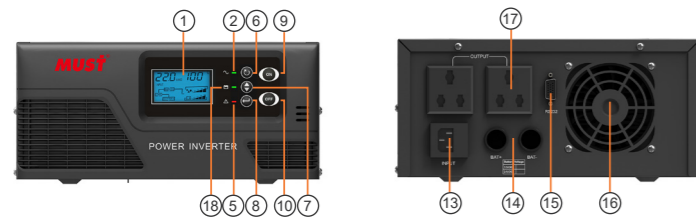
### Features

- Rated power 300W to 2100W
- Pure sine wave output
- Smart LCD setting ( frequency , charge voltage,charge current, etc).
- 3 steps charging algorithm
- Built in AVR function
- Overload and short-circuit protection
- Battery reverse polarity protection (Optional)
- Deep discharge protection
- Cold start function

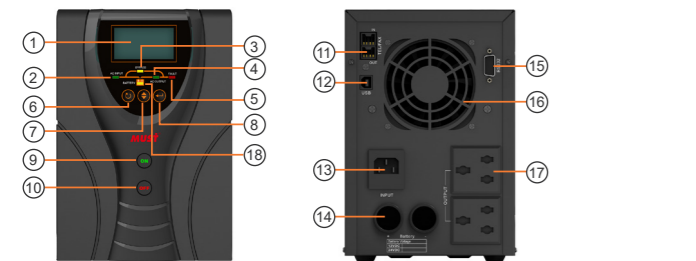
### Introduction

EP2000 PRO series inverter is a cost effective, intelligent with UPS function. The comprehensive LCD offers user-configurable and easy-accessible button adjustment such as battery charge current, battery charge voltage, frequency, buzzer etc. It's perfect for the user who need a simple and economical inverter,with user-friendly installation and setting. Tower and rack design available for different choices.

### Back panel printing description



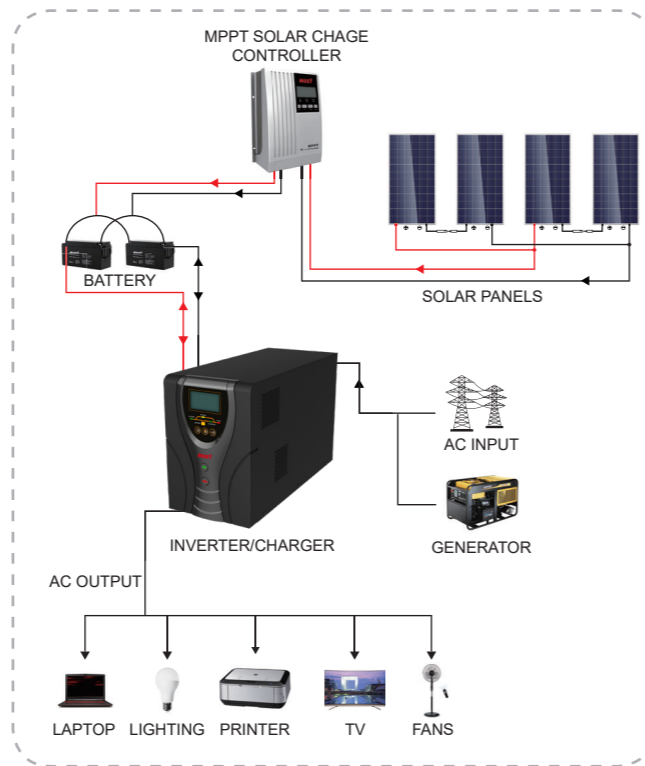
EP2000 PRO (Rack)



EP2000 PRO (Tower)

- |                  |               |                  |
|------------------|---------------|------------------|
| 1. LCD display   | 7. SEL        | 13.AC Input      |
| 2. AC Input LED  | 8. ENTER      | 14.Battery input |
| 3. Bypass LED    | 9. Power On   | 15.RS232         |
| 4. AC output LED | 10.Power Off  | 16.Fan           |
| 5. Fault LED     | 11. Fax / Tel | 17.AC output     |
| 6. ESC           | 12.USB        | 18.Battery LED   |

### Solar system connection



### Specification

MODEL	EP20-0312 PRO	EP20-0612 PRO	EP20-0812 PRO	EP20-1012 PRO	EP20-0324 PRO	EP20-0624 PRO	EP20-0824 PRO	EP20-1024 PRO	EP20-2148 PRO	
Default Battery System Voltage	12VDC				24VDC				48VDC	
INVERTER OUTPUT	Rated Power	400W	500W	800W	1000W	300W	600W	800W	1000W	2100W
	Surge Rating (20ms)	1200W	1500W	2400W	3000W	900W	1800W	2400W	3000W	6300W
	Waveform	Pure sine wave								
	Rated Output Voltage	Inverter: 230VAC (±2% RMS), AVR: 195VAC-245VAC								
	Output Frequency	50Hz \ 60Hz ±0.2Hz								
	Invert Frequency (Peak)	>75%				>81%				>83%
	Bypass Efficiency	>95%								
AC INPUT	Output Transfer Time	Typical:6ms 10ms(max)								
	Voltage	220 \ 230 \ 240VAC								
	Selectable Voltage Range	140~280VAC±2%								
	Low Battery Alarm	140VAC±2%								
	Low Voltage Recover	150VAC±2%								
	High Battery Alarm	280VAC±2%								
	High Voltage Recover	270VAC±2%								
	Low Frequency Alarm	45±2Hz								
	Low Frequency Recover	46±2Hz								
	High Frequency Alarm	65±2Hz								
	High Frequency Recover	64±2Hz								
	Nominal Input Range	50Hz \ 60Hz ±2Hz								
	AC Auto Restart	YES								
	BATTERY	Minimum Start Voltage	Low Battery Voltage Cutoff+0.5V				Low Battery Voltage Cutoff+0.5V			
Low Battery Alarm		Low Battery Voltage Cutoff+0.5V				Low Battery Voltage Cutoff+0.5V				Low Battery Voltage Cutoff+1.0V
Low Battery Cutoff		10-12.0VDC				20.0-24.0VDC				42-44VDC
High Battery Cutoff		Nominal Voltage +0.5V				Nominal Voltage +1.0V				
AC CHARGE	Floating Voltage	13.5-14.5VDC				27-29VDC				54-58VDC
	Nominal Voltage	13.8~14.5V				27.6~29V				55.2-58VDC
	Maximum Charge Current	400W 10A	500W 15A	800W 25A	1000W 30A	300W 5A	600W 10A	800W 15A	1000W 15A	3000W 18A
BYPASS & PROTECTION	Input Waveform	Pure sine wave								
	Input Frequency	50Hz or 60Hz								
	Overload Protection	110%~125%R Load fault after 30S ; 125%~150%R Load fault after 3S ; >150%R Load fault after 500ms								
	Over Temperature Protection	≥90°C								
	Bypass Output Protection	10A 250VAC								
	Output Circuit Protection	YES								
	Battery Reverse Protection	Optional								
	Battery Low Voltage Protection	YES								
	Battery High Voltage Protection	YES								
Bypass Breaker Rating	10A									
Maximum Bypass Current	10A									
MECHANICAL SPECIFICATION	Dimensions	315*145*210mm								375*192*340mm
	(N.W)kg	300W 7.5	600W 10.7	800W 12.5	1000W 13.5	1000W 14.5				
	Shipping Dimensions(W*H*D)	420*280*225mm								525*335*485mm
	(G.W)kg	300W 8	600W 11.5	800W 13	1000W 14.0	1000W 15.5				
OTHER	Operating Temperature	0°C ~40°C 0~90% relative humidity (non-condensing)								
	Storage Temperature	-15°C to 55°C								
	Altitude	≤1000M								
	Audible Noise	≤60dB								
	Display	LED+LCD								
	Cooling Mode	Fan cooling								
Fan Starting	>45°C starting, <30°C Closing									
Communication	RS232 / USB									